








# MIDway 2.8

**Supported platforms:** GSM (v60i, v66i, T280i, T720G); WCDMA (A820); CDMA 1.x (T720C); LCA (E380, V300, V500, V600 over USB)

Commands		
File	 <b>Open JAD</b>	Open JAD file. The file can be downloaded to the device until another one is opened or MIDway session is closed.
	 <b>Send JAD</b>	Send JAD file to the device and start installation process.
	 <b>Stop Transmission</b>	Stop JAD or JAR file transmission.
	 <b>Send AT Command</b>	Send AT command to the device. Use this command once after each connection of serial cable to CDMA 1.X device.
	 <b>Settings...</b>	Change MIDway connection settings.
	<b>Recent Files [4]</b>	Open recently accessed JAD files. Use these menu items for quick access to actively used MIDlet suites.
	<b>Exit</b>	Exit MIDway.
View	<b>Suite Info</b>	Show MIDlet suite information and JAD parsing errors.
	<b>Download Status</b>	Show status of the current/last MIDlet suite download.
	<b>Debug Log</b>	Show debug information received from the device (for the phones with serial debug output enabled only).
	<b>Status Bar</b>	Show or hide status bar.
Log	 <b>Save Log As...</b>	Save debug information as a text file.
	 <b>Clear Log</b>	Clear the debug information received.
Help	<b>About MIDway...</b>	Display MIDway's version info. Use this command to make sure that you are using the right version.

GSM and Talon	LCA	CDMA 1.x
<b>Settings:</b> <b>Com Port:</b> currently used for serial connection <b>Baud Rate:</b> see phone's SW release notes (19200 if not indicated) <b>AT command:</b> [EMPTY]	<b>Settings:</b> <b>Com Port:</b> currently used by USB Modem Driver (see PST help for more information on the driver) <b>Baud Rate:</b> see phone's SW release notes (19200 if not indicated) <b>AT command:</b> [EMPTY]	<b>Settings:</b> <b>Com Port:</b> currently used for serial connection <b>Baud Rate:</b> 19200 <b>AT command:</b> AT+MODE=20
Instructions: <ul style="list-style-type: none"> <li>• <b>Launch Java AppLoader</b>, if serial cable is not connected (<i>Phone: Java Tools &gt; Java AppLoader</i>).</li> <li>• <b>Connect the serial cable.</b></li> <li>• <b>Start MIDway.</b></li> <li>• <b>Open JAD file</b> if it's not opened yet (<i>MIDway: File &gt; Open JAD</i>).</li> <li>• <b>Send the JAD file to the device</b> for installation (<i>MIDway: File &gt; Send JAD</i>).</li> </ul>		Instructions: <ul style="list-style-type: none"> <li>• <b>Start MIDway</b> if it's not running.</li> <li>• <b>Connect the serial cable.</b></li> <li>• <b>Send the AT command to the phone</b> (<i>MIDway: File &gt; Send AT Command</i>). It will switch the device into MIDway mode.</li> <li>• <b>Open JAD file</b> if it's not opened yet (<i>MIDway: File &gt; Open JAD</i>).</li> <li>• <b>Send the JAD file to the device</b> for installation (<i>MIDway: File &gt; Send JAD</i>).</li> </ul>
<b>Notes:</b> <ul style="list-style-type: none"> <li>• MIDlet suite can not be downloaded if the 'Games and Apps' ('My JavaApps') application is active on the phone.</li> <li>• MIDway can not share serial port with other PC applications.</li> </ul>		